




Welcome to
Lake and River
Classes
Weekly Remote Learning



Week beginning 29 March 2021

Phonics and Spellings



We are looking at the **long 'i'** sound and learning about the different ways this is represented in words.


Try sorting the words in the chart - can you choose a few to include in sentences?

Click [here](#) to listen to a fun song 'Troubled by Y'

Please sort these words into the right columns. Can you add any more of your own?

light	bright	lie	pie	die	right
alight	night	kind	why	slide	fright
find	mind	bite	by	might	sight
bye	kite	shy	fire	tight	eye
			fight	dry	high

igh	i-e	y	ie	i	ye



Spellings!

Please practise spelling these words:

- ❖ child
- ❖ wild
- ❖ behind
- ❖ climb


Also -learn the spelling of:
❖ beautiful
(a really tricky word)

English - Instruction Writing

We are learning how to write a set of instructions. We know we need instructions for things such as recipes, how to make something, how to play a game etc.

We know that **good instruction writing needs:**

- A title
- A list of what you need/ingredients
- A set of short, clear sentences to tell you what to do (the method) written in *chronological order* (which means the right order in which things need to happen)
- **Imperative** ('bossy') verbs
- **Numbered** instructions or time conjunctions such as 'first,' 'next,'
- **Pictures** or diagrams
- Maybe some 'handy tips'



Imperative Verbs in Instructions

	<ol style="list-style-type: none">1. Mix together 100g butter and 100g sugar.2. Add 2 eggs and 100g flour.3. Fold together carefully.
	<ol style="list-style-type: none">1. Take the wet clothes out of the washing machine.2. Shake out each item of clothing.3. Peg out on the line using two pegs for each item.
	<ol style="list-style-type: none">1. Shuffle the pack of cards.2. Deal out two cards to each player.3. Take turns to play the game.
	<ol style="list-style-type: none">1. Stop what you are doing.2. Walk out of the building in an orderly fashion.3. Leave all your belongings behind.4. Line up on the playground.

Dusty's Checklist for Writing Instructions




- Say what you want to make or do.
- Make a list of what you need.
- Include diagrams with labels.
- Write the steps in the order you need to do them.
- Use bossy verbs = give orders!
- Remember - don't use I or we.



How to plant a bulb


You will need:

- A flower pot
- A spoon or trowel
- Some soil
- 2 or 3 bulbs
- A watering can



To plant the bulbs:

1. Get the flower pot.
2. Use the spoon or trowel to scoop the soil into the flower pot.
3. Fill the flower pot to the top.
4. Make a hole in the soil for each bulb.
5. Push the bulbs gently into the soil, with pointed part upwards.
6. Cover the bulbs with soil.
7. Water the bulbs.
8. Leave to grow, watering regularly.



The Literacy Club
www.literacyclub.co.uk

How to make a bird feeder

You will need:

- Margarine tub
- Different coloured paper or paint
- Glue
- Hole punch
- Wool

Method:

1. First, empty the margarine tub.
2. Then decorate it by sticking on pieces of brightly coloured paper and wait for it to dry.
3. Use a hole punch to put four holes in the top of the margarine tub, so that you have two holes facing each other.
4. Now carefully thread some wool through each of the holes and tie the two ends together.
5. Next fill your bird feeder with bird food.
6. Finally hang the bird feeder outside.


Handy tip!
Make sure you hang your bird feeder high in a tree... well away from cats and foxes.

Activity: Please make your own set of instructions about something of your own choice.

For example, you might like to write instructions on how to make a sandwich or how to brush your teeth or how to make a model house from recyclable materials. Or ... maybe how to make a magic potion! Enjoy!

Maths - Fractions

We are continuing to learn about different types of fractions.
Please click on the images below for each daily lesson and accompanying activity worksheets.



Unit fractions



Non-unit fractions



Equivalence of $\frac{1}{2}$ and $\frac{2}{4}$



Count in fractions



What fraction of the doughnuts are not chocolate?

$\frac{5}{4}$

True or False? Find three quarters

$\frac{3}{4}$ of the counters are red

Match the unit fraction to the correct picture.



$\frac{1}{4}$



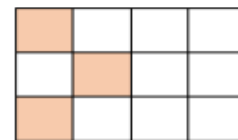
$\frac{1}{3}$



$\frac{1}{2}$

True or False?


This shows $\frac{1}{4}$



True. There are 12 squares altogether and 3 are shaded. One quarter of 12 is 3

Times tables: please keep practising the 2,5 and 10 times tables - and the 3 times table for an extra challenge!

Summer Term Topic focus: 'Let's Explore!'



Next term, we will begin our exciting new **Geography** topic '**Let's Explore,**' where we will be learning how to compare and contrast life in the **town/city**, the **countryside** and by the **sea**.



Activity: What is it like where you live? How would you describe your local environment? Are there any interesting buildings or parks nearby? Are the roads busy with traffic? Please draw some pictures and add some sentences.



In **Science** and **PSHE** (Personal, Social and Health Education), we will be learning about our bodies and **how to stay healthy** through good nutrition and exercise.

Activity: What do you like doing to keep healthy? For instance, do you like playing football, skipping, dancing, swimming, running around or going for walks? Please chose a favourite exercise and describe it in words and pictures.

