



Welcome to
Year 3!



Introductions!

If we haven't had chance to meet you yet personally,
here we are,
the Year 3 teachers:



**Ms Winter
Meadow
Class**



**Ms Sharman
Stream
Class**



**Ms Plunket
Stream
Class**

Ms Poole –
PE (Thursday)

Ms Plummer –
violin
(Wednesday)

How to communicate with school

What do I need to share?

Who should I speak to?

GENERAL QUERIES – Any general, non-urgent questions about school

lowerphase@edmundwaller.lewisham.sch.uk

PICK UP - Any changes about the end of the day – family members collecting, permission to walk home alone

pickup@edmundwaller.lewisham.sch.uk

ATTENDANCE– If your child is not attending school (as early as possible) or scheduled appointments (with a screenshot of text message received by parent/carer or email received by parent/carer included in the email chain)

attendance@edmundwaller.lewisham.sch.uk

EWRAP- Questions or queries

ewrap@edmundwaller.lewisham.sch.uk

CLUBS– For enrichment activity queries

clubs@edmundwaller.lewisham.sch.uk

SEND- If you require information relating to SEND, or have information to share with the school

SEND@edmundwaller.lewisham.sch.uk

Sharing quick information or quick question e.g. left coat at school, should we bring book bag?

Speak to the class teacher at the end of the day

Core Values

Humanity

Creativity

Ambition

Curriculum Drivers

London and beyond

Social justice

Sustainable future



Year 3 Topics

Autumn 1: Ancient Egypt

Autumn 2: Incredible Earth

Spring 1: From Stone to Iron

Spring 2: Europe and Russia

Summer 1: Tudor Times

Summer 2: Coast

Educational Visits



Educational visits and workshops will continue this year.

To make the whole process of paying for visits easier to manage, we ask for a contribution of £45 for the school year. This can be paid in full or at £15 per term, via ParentPay. This payment covers all visits, visitors and workshops for the entire school year. Please note that this remains a voluntary contribution and both the school and our amazing PTA subsidise the visits considerably.

We will inform you when we are going on visits and ask for support from parents where needed.

You no longer need to sign a permission slip for every visit. There will be one permission slip that gives permission for all.

Ancient Egypt

When?

Ancient Egypt happened at the same time as the end of the Stone Age to the end of the Iron Age in Britain. They were parallel to each other. The Ancient Egypt and Iron Age periods were both ended by the Romans invading.



Hieroglyphics

The ancient Egyptians invented one of the earliest writing systems. The symbols they used were called hieroglyphs.

The Rosetta Stone is an ancient Egyptian stone slab created in 196 BCE and found in 1799. It has the same text carved on it in three different writing systems, including hieroglyphics. Finding the stone helped scholars to decode the symbols and translate more Ancient Egyptian texts.



Egyptian Hieroglyphic Alphabet						

What?

The Ancient Egyptians are famous for many of their inventions and building skills.

- ★ They made their own paper using papyrus and their own ink using vegetables, soot and beeswax.
- ★ They created their own solar calendar which had 365 days like the one we use today.
- ★ They built huge structures such as pyramids and statues, like The Great Sphinx of Giza.



Gods and Goddesses

The ancient Egyptians believed in over 1000 gods and goddesses who controlled various things e.g. the moon, the sky and the afterlife.



Many of them were represented as animals. Ra, god of the Sun, was seen as the most important.

Where?

Egypt is located in the North of Africa. It links Africa to the neighbouring continent of Asia. It borders the Mediterranean Sea and the Red Sea. The Capital City of Egypt is called Cairo.



Click the map to find out more!



Tombs

A tomb is a place where people are buried when they die. The Ancient Egyptians built lots of tombs and filled them with the things a person might need in their next life.

Ancient Egyptians started building tombs for rich and important people inside pyramids but they took a lot of time to construct and were easy to rob! They then began creating more secret tombs for royalty, like the ones found in the Valley of the Kings.

Mummification and Burials

When an important person, like a pharaoh, died, their body was embalmed to stop it from rotting. Their brain and organs were removed and placed in special canopic jars. The body was wrapped in layers of bandage. The mummy would be left in a tomb with all the objects needed in the afterlife.



Not every Ancient Egyptian was buried in a pyramid or grand tomb but belief in the afterlife meant that even the poorest Egyptians were buried with items to take with them to their next life.

Key Vocabulary

canopic jars	Special jars that held the organs of a mummy.
fertile	The land around the river Nile was very fertile which means that crops grew well there.
hieroglyphics	A type of writing used by the Ancient Egyptians that used pictures and symbols.
mummy	A dead body that has been specially preserved using embalming so it doesn't rot.
pharaoh	The supreme ruler of Ancient Egypt. He or she was considered like a god.
Nile	The name of the river running through Egypt.
pyramid	A giant tomb built for the pharaohs of Egypt.
Rosetta Stone	A slab with hieroglyphs on it which helped scholars to decode the symbols.
Tutankhamun	A pharaoh of Egypt that is famous for his tomb that was discovered, full of treasure!



Narmer

The first Pharaoh of Ancient Egypt. He united the North and South kingdoms of Egypt.



The Great Pyramid
The largest Egyptian pyramid ever built was completed for Pharaoh Khufu in Giza. It was made from over two million stone blocks.



Tutankhamun "The Boy King"

Ruled Egypt from around the age of 9 to 19. He was buried in a tomb in the Valley of the Kings, surrounded by many treasures.



Alexander the Great

An ancient Greek king conquered Egypt and became Pharaoh for a few years. He created the city of Alexandria which is now the third biggest city in Egypt.

3100 BCE

2540 BCE

1332 - 1323 BCE

332 BCE

30 BCE

2650 BCE

The First Pyramid

The first step pyramid is built.



1550 BCE

End of the Pyramids

Pharaohs started building their tombs in the Valley of the Kings instead of building pyramids.



1292 - 1213 BCE

Ramesses II

Remembered one of the most powerful pharaohs. He led the Egyptian army to defeat many of their enemies and had lots of temples built. He had around 156 children!



51 BCE

Cleopatra VII

The last Pharaoh of Ancient Egypt. When she died, the Romans took control of Egypt.



The school day starts a 09:00, with a 'soft start' from 8:50, and ends at 3:30. Lunch, for Year 3, is from 12:00 to 13:00. On most days, the morning focus is English and maths, with topic lessons in the afternoon or late morning.

Monday	Morning Maths	Whole school assembly	Maths	Break	English	Lunch	Spelling	Reading	Humanities	Science	Story
Tuesday		Phonics	Maths		English		Spelling	Reading	Science	Art	
Wednesday		Phonics	PE		English		Spelling	Singing Assembly	Humanities	Strings (Music)	
Thursday		Phonics	English		PE		Spelling	Reading	RE	PSHE	
Friday		Maths	Recognition Assembly		English		Spelling	Spanish	Art/DT	Computing	

PE Days and PE Kit

Outdoor PE is on a **Thursday**.

Children should come to school in their PE kit.

Suitable outdoor PE kit is:

Trainers

T-shirt and Jumper

Leggings, jogging bottoms or shorts for the warmer weather

Health & Safety!
**Children should
not wear sandals,
wellies, skirts, or
jewellery for P.E.**

For the Autumn term, we will usually have indoor PE on a **Wednesday**. Children can wear their PE kit to school, but they must have a pair of shorts or leggings with grip to wear for gymnastics lessons.

Suitable indoor PE kit is:

Trainers or plimsolls

T-shirt

Shorts or leggings

Remember to support your child in changing for PE by getting them to get themselves dressed and undressed at home.

As a school
we have 3
rules...

Ready

Respectful

Safe



Sick
Sad
Tired

Happy
Calm
Feeling Okay

Frustrated
Worried
Silly/Wiggly

Mad/Angry
Mean
Yelling/Hitting

Zones of Regulation

Reflection Records

- Supporting children to recognise their own emotional needs
- Giving children the skills to be able to regulate their emotions
- Creating a classroom where children feel that their feelings are valued
- Children take ownership of how they are feeling and their response
- Link between school and families- we may contact you to support you
- We move on and don't hold grudges!


Home Learning on Microsoft Teams

Home Learning will be posted weekly on the Year 3 Teams.


Please upload a photo of your learning to the team if you would like to but please do not feel that you have to print anything or send anything in to school.

Home Learning will alternate each week between maths (which will be set on MyMaths) and a different foundation subject, such as history or science. There will not be worksheets. The children will also need to learn their spellings which will also be uploaded on Teams.

Home Learning is presented in such a way that printing should not be necessary. It will not be the same as in previous years.




3 STR



3 MEA

You should have all received the relevant login information – please let us know if there are any questions or problems.



Online logins

Please remember that you can continue to use [Numbots](#) / [Times Table Rock Stars](#) and [MyMaths](#) at home.

On all of the websites, children can play games and complete challenges every day. *All login details were sent home with children already but if you need them again please let the class the teacher know.*

Home Learning set on MyMaths will be based on the learning we have covered in class.



Reading

Children should be reading at home every day (alongside learning their spellings).

The children are encouraged to change the books in their book bag when they have finished them. Children reading books that have been matched to their fluency level, e.g. yellow banded books, can also take other books home from the class library to enjoy with an adult.



Please make a note of these dates in your diaries – lots of this can be found on the school website in the calendar in the [News and Events section](#)

Dates for your diary

What?	When?
Autumn clubs start from:	Monday 23 rd September
Ancient Egypt workshop	Friday 18 th October
Teacher-Parent meetings	Tues 22 nd & Wed 23 rd October (after school)
Natural History Museum visit	Mon 25 th November
Lower Phase Christmas Concert @ St Catherine's	Tue 3 rd December 2:45pm
Autumn clubs end	Fri 6 th December
Christmas Fair	Sat 7 th December

Any questions?